© – TE Connectivity. All Rights Reserved.

REVISIONS					
P	LTR	DESCRIPTION	DATE	DWN	APVD
	S	RESIN SUPPLIER CHANGE FOR THE HOUSING	03DEC2021	SCB	KJK

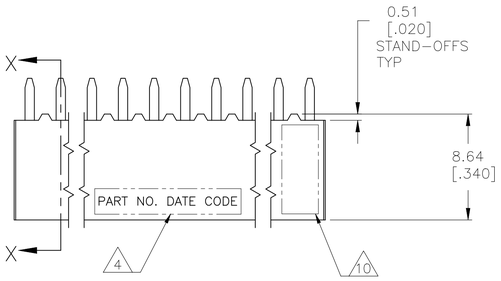

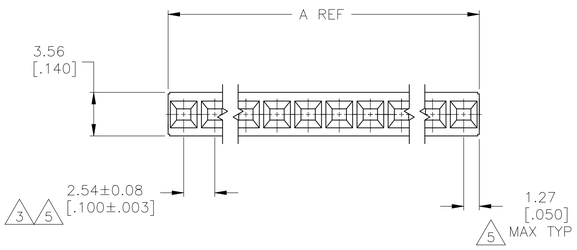

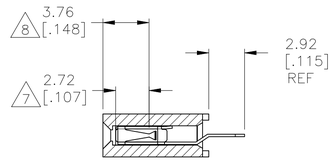

SECTION X–X

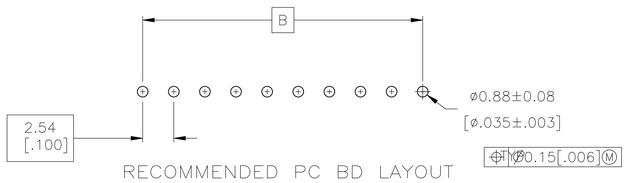

RECOMMENDED PC BD LAYOUT

		B	A	NO OF POSN	PART NUMBER
6 9	OBSOLETE	2.54 [.100]	5.08 [.200]	2	12 8–534237–9
		99.06 [3.900]	101.60 [4.000]	40	12 8–534237–8
		96.52 [3.800]	99.06 [3.900]	39	12 8–534237–7
		93.98 [3.700]	96.52 [3.800]	38	12 8–534237–6
		91.44 [3.600]	93.98 [3.700]	37	12 8–534237–5
		88.90 [3.500]	91.44 [3.600]	36	12 8–534237–4
		86.36 [3.400]	88.90 [3.500]	35	12 8–534237–3
		83.82 [3.300]	86.36 [3.400]	34	12 8–534237–2
		81.28 [3.200]	83.82 [3.300]	33	12 8–534237–1
		78.74 [3.100]	81.28 [3.200]	32	12 8–534237–0
		76.20 [3.000]	78.74 [3.100]	31	12 7–534237–9
		73.66 [2.900]	76.20 [3.000]	30	12 7–534237–8
		71.12 [2.800]	73.66 [2.900]	29	12 7–534237–7
		68.58 [2.700]	71.12 [2.800]	28	12 7–534237–6
		66.04 [2.600]	68.58 [2.700]	27	12 7–534237–5
		63.50 [2.500]	66.04 [2.600]	26	12 7–534237–4
		60.96 [2.400]	63.50 [2.500]	25	12 7–534237–3
		58.42 [2.300]	60.96 [2.400]	24	12 7–534237–2
		55.88 [2.200]	58.42 [2.300]	23	12 7–534237–1
11		53.34 [2.100]	55.88 [2.200]	22	12 7–534237–0
		50.80 [2.000]	53.34 [2.100]	21	12 6–534237–9
		48.26 [1.900]	50.80 [2.000]	20	12 6–534237–8
		45.72 [1.800]	48.26 [1.900]	19	12 6–534237–7
		43.18 [1.700]	45.72 [1.800]	18	12 6–534237–6
		40.64 [1.600]	43.18 [1.700]	17	12 6–534237–5
		38.10 [1.500]	40.64 [1.600]	16	12 6–534237–4
		35.56 [1.400]	38.10 [1.500]	15	12 6–534237–3
		33.02 [1.300]	35.56 [1.400]	14	12 6–534237–2
		30.48 [1.200]	33.02 [1.300]	13	12 6–534237–1
		27.94 [1.100]	30.48 [1.200]	12	12 6–534237–0
		25.40 [1.000]	27.94 [1.100]	11	12 5–534237–9
		22.86 [.900]	25.40 [1.000]	10	12 5–534237–8
		20.32 [.800]	22.86 [.900]	9	12 5–534237–7
		17.78 [.700]	20.32 [.800]	8	12 5–534237–6
		15.24 [.600	17.78 [.700]	7	12 5–534237–5
		12.70 [.500]	15.24 [.600	6	12 5–534237–4
9		10.16 [.400]	12.70 [.500]	5	12 5–534237–3
9		7.62 [.300]	10.16 [.400]	4	12 5–534237–2
9		5.08 [.200]	7.62 [.300]	3	12 5–534237–1

		B	A	NO OF POSN	PART NUMBER
9	OBSOLETE	2.54 [.100]	5.08 [.200]	2	6 3–534237–9
		99.06 [3.900]	101.60 [4.000]	40	3–534237–8
		96.52 [3.800]	99.06 [3.900]	39	3–534237–7
		93.98 [3.700]	96.52 [3.800]	38	3–534237–6
		91.44 [3.600]	93.98 [3.700]	37	3–534237–5
		88.90 [3.500]	91.44 [3.600]	36	3–534237–4
		86.36 [3.400]	88.90 [3.500]	35	3–534237–3
		83.82 [3.300]	86.36 [3.400]	34	3–534237–2
		81.28 [3.200]	83.82 [3.300]	33	3–534237–1
		78.74 [3.100]	81.28 [3.200]	32	3–534237–0
		76.20 [3.000]	78.74 [3.100]	31	2–534237–9
		73.66 [2.900]	76.20 [3.000]	30	2–534237–8
		71.12 [2.800]	73.66 [2.900]	29	2–534237–7
		68.58 [2.700]	71.12 [2.800]	28	2–534237–6
		66.04 [2.600]	68.58 [2.700]	27	2–534237–5
		63.50 [2.500]	66.04 [2.600]	26	2–534237–4
		60.96 [2.400]	63.50 [2.500]	25	2–534237–3
		58.42 [2.300]	60.96 [2.400]	24	2–534237–2
		55.88 [2.200]	58.42 [2.300]	23	2–534237–1
2		53.34 [2.100]	55.88 [2.200]	22	2–534237–0
		50.80 [2.000]	53.34 [2.100]	21	1–534237–9
		48.26 [1.900]	50.80 [2.000]	20	1–534237–8
		45.72 [1.800]	48.26 [1.900]	19	1–534237–7
		43.18 [1.700]	45.72 [1.800]	18	1–534237–6
		40.64 [1.600]	43.18 [1.700]	17	1–534237–5
		38.10 [1.500]	40.64 [1.600]	16	1–534237–4
		35.56 [1.400]	38.10 [1.500]	15	1–534237–3
		33.02 [1.300]	35.56 [1.400]	14	1–534237–2
		30.48 [1.200]	33.02 [1.300]	13	1–534237–1
		27.94 [1.100]	30.48 [1.200]	12	1–534237–0
		25.40 [1.000]	27.94 [1.100]	11	534237–9
		22.86 [.900]	25.40 [1.000]	10	534237–8
		20.32 [.800]	22.86 [.900]	9	534237–7
		17.78 [.700]	20.32 [.800]	8	534237–6
		15.24 [.600	17.78 [.700]	7	534237–5
		12.70 [.500]	15.24 [.600	6	534237–4
9		10.16 [.400]	12.70 [.500]	5	534237–3
9		7.62 [.300]	10.16 [.400]	4	534237–2
9		5.08 [.200]	7.62 [.300]	3	534237–1

1. HOUSING: FLAME RETARDANT, GLASS FILLED, POLYESTER, COLOR: BLACK.
   CONTACT: PHOSPHOR BRONZE
2. CONTACT: DUPLEX PLATED 0.76µm[.000030] GOLD IN CONTACT AREA, 3.81–7.62µm[.000150–.000300] BRIGHT TIN–LEAD ON LEADS ALL OVER 1.27µm[.000050] MIN NICKEL
3. THESE DIMENSIONS PERTAIN TO CAVITIY CENTERLINES ONLY – NOT TO CONTACT LOACATIONS
4. PART NUMBER AND DATE CODE MARKED IN APPROXIMATE LOCATION SHOWN,EITHER SIDE.
5. TOLERANCE IS NON–CUMULATIVE.
6. 2 POSITION DATE CODE IS MARKED OPPOSITE SIDE OF TE CONNECTIVITY LOGO.
7. POINT–OF–MEASUREMENT DIMENSION FOR PLATING THICKNESS (INSIDE CONTACT BEAM).
8. POINT–OF–CONTACT DIMENSION.
9. NO PART NUMBER MARKING REQUIRED FOR THIS PART.
10. TE CONNECTIVITY LOGO AND CSA LOGO ARE MOLDED INTO HOUSING, THIS LOCATION.
11. CONTACT: DUPLEX PLATED 0.76µm[.000030] GOLD IN CONTACT AREA, 3.81–7.62µm[.000150–.000300] MATTE TIN ON LEADS ALL OVER 1.27µm[.000050] MIN NICKEL
12. ROHS 2002/95/EC COMPLIANT

THIS DRAWING IS A CONTROLLED DOCUMENT.

DIMENSIONS: mm [INCHES]

TOLERANCES UNLESS OTHERWISE SPECIFIED:
0 PLC ± –
1 PLC ± –
2 PLC ± 0.25[.010]
3 PLC ± 0.13[.005]
4 PLC ± –
ANGLES ± –

MATERIAL 1
FINISH SEE TABLE

DWN M.BINNER 05NOV02
CHK J.OLSON 05NOV02
APVD J.OLSON 05NOV02
PRODUCT SPEC 108–25022
APPLICATION SPEC 114–25018
WEIGHT –

TE Connectivity

NAME
RECPT.ASSY, MOD IV, SINGLE ROW, .100CL, VERTICAL BOARD MOUNT, CLOSED, TOP ENTRY, SHORT PNT. OF CONTACT

SIZE	CAGE CODE	DRAWING NO	RESTRICTED TO
A1	00779	C–534237	–

CUSTOMER DRAWING | SCALE 4:1 | SHEET 1 OF 1 | REV S

4805 (1/15)